

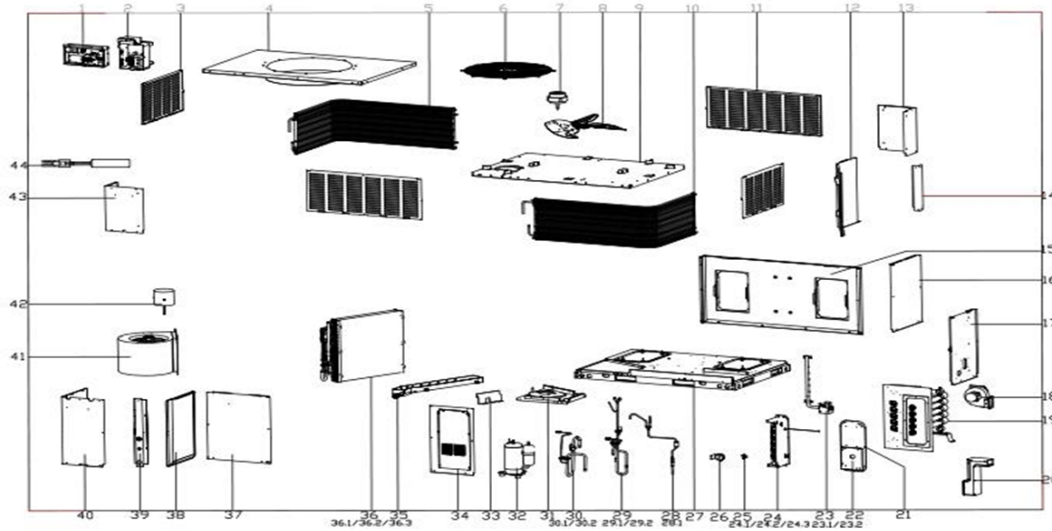


## (MBT Exploded view)

MRD-24S060GWN1-M134G  
 TR-WKG71S060A/MN1X-134A  
 22027710001158  
 208/230V,1Ph



No.	Part Name	Quantity	BOM Code
1	E-part box assembly	1.0	17227700001282

1.1	Electronic control box body as	1.0	12227700010242
1.2	Compressor Capacitor	1.0	17400103000135
1.3	AC contactor	1.0	11203502000032
1.4	Fan Motor Capacitor	1.0	17400103000152
1.5	Wiring Terminal	1.0	11201708000008
1.6	Wire joint	1.0	17400401001516
1.7	Main control board assembly	1.0	17127700001166
2	E-part box assembly	1.0	17227700001280
2.1	Electronic control box body as	1.0	12227700010298
2.2	Gas furnace, Main control boar	1.0	17127600000648
2.3	Electric cable group of fuse	1.0	17401203020513
2.4	terminal block, 2P	2.0	17400401000208
2.5	Linear Transformer	1.0	11203103000194
3	Protective plate	2.0	12227700007484
4	Top cover welding assembly	1.0	12227700007311
5	Condenser part	1.0	15827700001271
6	protection net	1.0	12927700000341
7	Single asynchronous motor	1.0	11002012001568
8	Axial fan	1.0	12200104000033
9	Top cover assembly	1.0	12227700010300
10	Condenser part	1.0	15827700001273
11	Protective plate	2.0	12227700007480
12	Partition board	1.0	12227700007504
13	Outer panel	1.0	12227700010304
14	Column UL	2.0	12227700007483
15	Internal panel assembly	1.0	12227700007521
16	Internal panel assembly	1.0	12227700007493
17	Column assembly	1.0	12227700007516
18	Exhaust fan ass'y	1.0	17400801008424
19	Heat-exchanger ass'y	1.0	15727700000051
20	Flue pipe welding assembly	1.0	12227700007444
21	Gas-collecting hood	1.0	12227700007209
22	Exhaust baffles	1.0	12227700010340
23	Gas Components	1.0	15427700002352
23.1	Gas valve	1.0	17427600001389
24	Burner ass'y	1.0	12227700010323
24.1	Firing pin	1.0	17427600001429
24.2	Special sensor	1.0	17400513000045
24.3	Thermostat	1.0	11201006000010
25	Thermostat	1.0	17400513001095
26	Pressure controller	1.0	11201008000027
27	Chassis part	1.0	12227700010327
28	Throttle assembly	1.0	15427700002365
29	Air discharge pipe assembly	1.0	15427700002370
29.1	Pressure controller	1.0	17400516000628
29.2	Table joint	1.0	15500301000035
30	Suction pipe assembly	1.0	15427700002360
30.1	Pressure controller	1.0	17400516001088
31	Compressor base	1.0	12227700007040
32	Fixed Speed Scroll compressor	1.0	11103010016754
33	Waterproof plate	1.0	12227700010301
34	Outer panel assembly	1.0	12227700010465
35	Drainage pan assembly	1.0	12127700000117
36	Evaporator assembly	1.0	15827700001229
37	Internal panel assembly	1.0	12227700007538
38	Internal panel assembly	1.0	12227700007497
39	Column assembly	1.0	12227700010322
40	Outer panel	1.0	12227700007382
41	Centrifugal fan	1.0	12200102000175
42	Brushless DC Motor	1.0	11002015011928
43	Outer panel	1.0	12227700010445

44	Discharge Temp. sensor	1.0	17400513000066
----	------------------------	-----	----------------